

Chevrolet E39 Wiring

Connection using Boot Mode

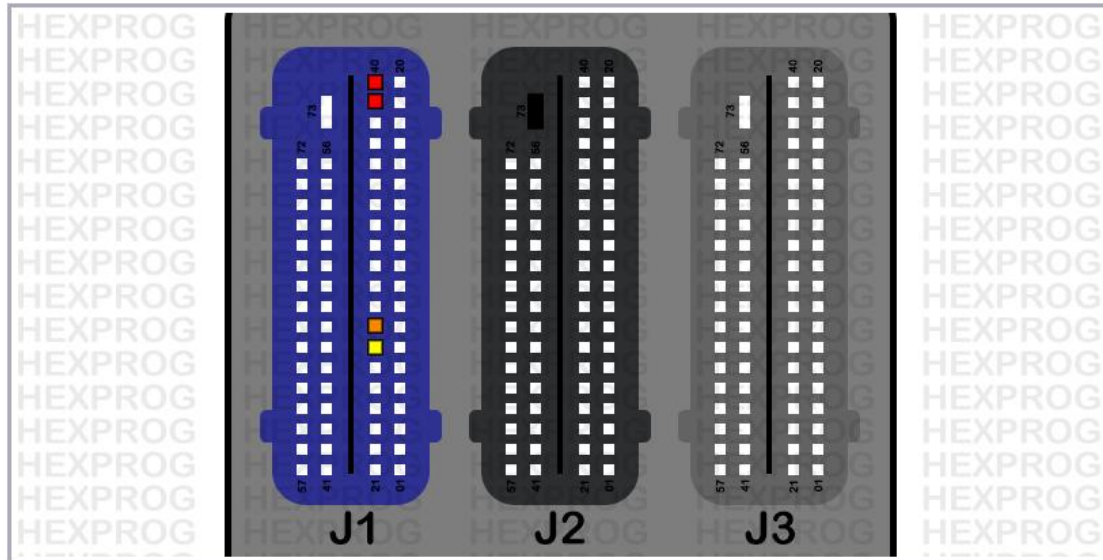
Attention

You cannot use OBD Flash files to write into the ECU



Chevrolet-E39-Module

You need to open E39 cover in boot mode. Please connect wires as described below



Pins Description


- Block J1-**Pin 27**: CANBUS High 2
- Block J1-**Pin 28**: CANBUS Low 2
- Block J1-**Pin 39**: Power Supply 12-14V
- Block J1-**Pin 40**: Power Supply 12-14V
- Block J2-**Pin 73**: Ground

Internal Wiring


Connect HexProg signals wires to E39 board as shown below



Chevrolet-E39-Inside



Chevrolet-E39-Boot-Location



Boot 2